

What is FunDive?

It is Biodiversa+ funded project in which we work to put fungi biodiversity on the map to enhance European conservation efforts.


Why does it matter?

Fungi are generally understudied. Their global distribution patterns are not well understood. Even in Europe, where there has been centuries of fungal research, the distribution of many species remain unknown. However, this information is crucial for effective conservation practices.

Why it's worth joining?

Fungi are essential for our ecosystems but are often neglected in conservation efforts. We would like to change it.

JOIN US!



<https://fun-dive.eu/en/get-involved/>



FunDive

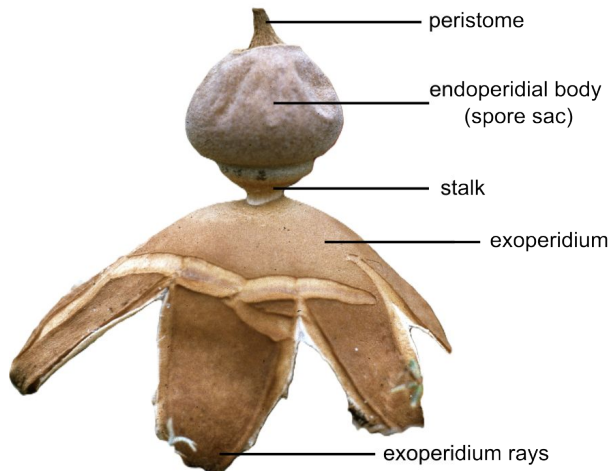


Monitoring and mapping fungal diversity for nature conservation


Geastrum

What is *Geastrum*?

Fungi in the genus *Geastrum* – also referred to as “earthstars” – have the appearance of small puffballs but differ in having an outer tissue that splits up in a starlike pattern. *Geastrum* fungi are easily recognized by their typical, star-shaped fruiting bodies. *Geastrum* is a representative of gasteroid fungi, those that produce their spores in fruiting bodies instead of on the outer surface as is the case with gilled mushrooms.



LEARN MORE ABOUT
GEASTRUM FROM
OUR BOOKLET




https://fun-dive.eu/wp-content/uploads/2024/07/Geastrum-Booklet_v2.1.pdf

Why is this genus interesting for FunDive?

Most of the 37 species that are known in Europe are rare and occur in habitats that are in decline. As a consequence, several *Geastrum* species have declining populations and thus they are red-listed in many countries in Europe.

By reporting your findings, you will add to the knowledge of this species group and your records will be important contributions to nature conservation.

How to engage?



<https://fun-dive.eu/get-involved/how-to-engage/>

- ☐ Join the *Citizens for FunDive* project using the PlutoF GO app
- ☐ Take photos and notes
- ☐ Register your specimen in PlutoF GO app
- ☐ Upload it to FunDive dataportal
- ☐ Collect and dry your specimen
- ☐ Send it to country-level point of contact

How to document your findings?

- ☐ If possible, take more than one photo
- ☐ Photograph fungi in their natural habitat
- ☐ Try to take a photo of more than one fruiting body, preferentially in different growing stages
- ☐ Photograph the specimen from multiple angles to visualise all details that can be relevant for morphological identification
- ☐ Take a photo of the habitat in which the specimen was found
- ☐ If possible try to use scale for size reference
- ☐ If something cannot be documented in pictures take notes

Send us your specimens for DNA barcoding

These fungi are easy to recognise to genus level, but to confirm species-level identification we ask you, to send your specimens for DNA barcoding.

To do so, please dry your specimens, pack them individually to paper bags, and send to your country-level point of contact

Track the status of your specimen and get its DNA sequence from FunDive data portal

<https://fun-dive.eu/dataportal/>